

Behavioural Modeling and Simulation of a Phase Locked Loop with Fractional-N Frequency Synthesis in Matlab

^[1]Kabulla P, ^[2]Vinay B, ^[3]Purushotham K, ^[4]Nivaditha. E

^{[1][2][3][4]}Department of ECE Muthayammal Engineering College, Namakkal, India

Corresponding Author Email: ^[1]pinjarikabula@gmail.com, ^[2]vinaybairi14@gmail.com,

^[3]kodipurushotham2@gmail.com

Abstract— The Phase-Locked Loop (PLL) is a critical component in modern communication and signal processing systems, enabling precise frequency and phase synchronization. This study presents the behavioral modeling and simulation of a PLL with Fractional-N Frequency Synthesis using MATLAB. The Fractional-N synthesizer enhances frequency resolution by allowing non-integer division ratios, making it ideal for applications requiring fine frequency tuning. The proposed simulation incorporates key PLL components, including the Phase Frequency Detector (PFD), Charge Pump (CP), Low Pass Filter (LPF), Voltage-Controlled Oscillator (VCO), and a programmable divider. Behavioral models of these components are developed to emulate their dynamic characteristics. A $\Delta\Sigma$ modulator is integrated into the fractional divider to suppress quantization noise and improve spectral purity. The system is analyzed for its transient response, phase noise, and spurious signal performance. MATLAB is employed to model the nonlinearities, noise sources, and loop dynamics, providing insights into stability and lock time under various design parameters. The simulation results validate the effectiveness of the Fractional-N PLL in achieving high-resolution frequency synthesis with reduced phase noise and minimal spurious tones. This work demonstrates the flexibility and efficiency of MATLAB.

Index Terms— Phase-Locked Loop (PLL), Fractional-N Frequency Synthesis, MATLAB, Behavioral Modeling, Simulation, Phase Frequency Detector (PFD), Charge Pump (CP), Low Pass Filter (LPF), Voltage-Controlled Oscillator (VCO), Programmable Divider, $\Delta\Sigma$ Modulator, Quantization Noise, Spectral Purity, Transient Response, Phase Noise, Spurious Signal, Nonlinearities, Loop Dynamics, Stability, Lock Time, Design Parameters, High-Resolution Frequency Synthesis, Design Optimization, Performance Evaluation, Advanced Frequency Synthesis, Communication Systems, Signal Processing, Frequency Synchronization, Phase Synchronization, Non-Integer Division Ratios, Fine Frequency Tuning.

I. INTRODUCTION

The project titled "*Behavioural Modelling and Simulation of a Phase-Locked Loop with Fractional-N Frequency Synthesis in MATLAB Simulink*" focuses on the design, analysis, and simulation of a Phase-Locked Loop (PLL) system integrated with fractional-N frequency synthesis. This type of PLL is crucial in applications like frequency synthesizers, communication systems, and precision clock generation due to its ability to generate highly stable output frequencies with fine resolution. The outline of this project begins with a comprehensive review of the theory behind PLL systems, including their fundamental components such as the phase detector, loop filter, voltage-controlled oscillator (VCO), and feedback mechanism. The first section of the project involves modeling the PLL system behavior in MATLAB Simulink, leveraging the Simulink library's blocks for each of the PLL components. Special attention is given to the fractional-N synthesis, which allows for finer frequency resolution and improved noise performance compared to integer-N synthesizers.

Next, the design and tuning of the loop filter are addressed. A critical aspect of this step is ensuring proper filtering of high-frequency noise while maintaining system stability and

response time. The fractional-N frequency synthesizer's implementation is explored, with techniques for achieving fine frequency resolution by dynamically adjusting the VCO's frequency based on fractional division ratios. Once the system model is complete, the simulation phase follows, where various performance metrics like phase noise, lock time, frequency stability, and jitter are evaluated. The project also compares the simulation results with theoretical expectations and real-world behavior. Finally, the project concludes with a discussion on potential improvements and real-world applications, such as enhancing PLL robustness, reducing power consumption, and implementing these systems in communication hardware. The results and findings are expected to offer insight into advanced PLL design and its practical applications in modern communication systems.

A. Introduction to Phase-Locked Loops (PLLs)

A Phase-Locked Loop (PLL) is a crucial feedback system used to synchronize the phase of an output signal with a reference signal. It has widespread applications in communication systems, frequency synthesis, and signal processing. A PLL comprises three primary components: a phase detector, a loop filter, and a voltage-controlled oscillator (VCO). The phase detector compares the phase

difference between the reference signal and the VCO output, and the loop filter ensures that the PLL remains stable and accurately locks onto the desired frequency. These loops are fundamental in various technologies such as telecommunications, audio and video processing, and radar systems.

Fractional-N frequency synthesizers provide high speed frequency sources that can be accurately set with very high resolution, which is of high value to many communication systems. Figure 1 illustrates a fractional-N synthesizer, which consists of a phase-frequency detector (PFD), charge pump, loop filter, voltage controlled oscillator (VCO), and a frequency divider that is dithered between integer values to achieve fractional divide ratios. This paper will focus on a class of fractional-N synthesizers known as Σ - Δ frequency synthesizers for which the divide value is dithered according to the output of a Σ - Δ modulator. Dithering of the divide value by the Σ - Δ modulator allows high frequency resolution to be achieved but also has the negative side effect of introducing quantization noise that degrades the overall PLL noise performance. It is highly desirable to be able to simulate the effects of this quantization noise, along with other noise sources in the PLL shown in Figure 2, on the overall PLL performance. It is also desirable to simulate the dynamic response of the synthesizer in response to variations of the Σ - Δ input in order to evaluate stability and characterize the performance of the system when it is used as a transmitter

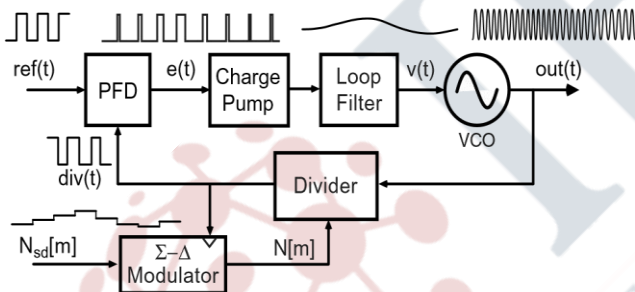


Fig. 1. Σ - Δ synthesizer and associated signals

Simulation of fractional-N synthesizers is particularly challenging for a variety of reasons. First, the high output frequency of the synthesizer (often in the GHz range) imposes a high simulation sample frequency for traditional simulators. Unfortunately, the overall PLL dynamics have a bandwidth that is typically three to four orders of magnitude lower in frequency than the output frequency (often 100 kHz to 1 MHz bandwidth compared to a GHz output frequency). Thus, traditional simulators take a long time to compute the dynamic response of the system since many simulation samples are required. This is the classical problem that is encountered with the simulation of PLL circuits. For noise simulation, the fractional-N synthesizer

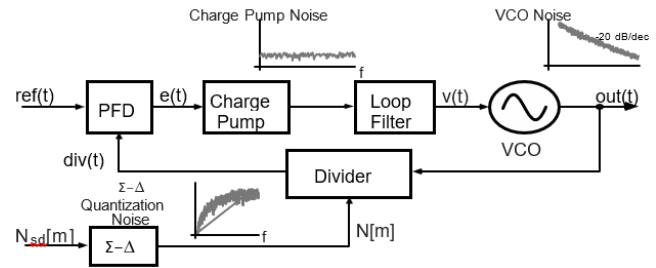


Fig. 2. Spectral densities of PLL noise sources

The phase locked loop (PLL) is a closed loop control system that has the ability to generate a feedback signal whose phase and frequency are aligned to the phase and frequency of the reference signal at locked condition

II. PROPOSED SYSTEM

The existing systems for behavioural modelling and simulation of phase-locked loops (PLLs) with fractional-N frequency synthesis in MATLAB/Simulink primarily focus on simulating PLL circuits and their dynamic behaviors for various frequency synthesizing applications. Fractional-N frequency synthesis is commonly used to achieve higher resolution frequency control by introducing a fractional divider in the PLL feedback loop. This allows for fine adjustments in frequency, making it highly useful in communications and signal processing systems, such as in radio frequency (RF) applications and wireless communication.

Many current systems leverage MATLAB/Simulink's built-in libraries for simulation and modeling. For instance, Simulink provides specialized blocks to model PLLs, where parameters like phase noise, loop bandwidth, and stability can be adjusted to study their effects on the performance of the frequency synthesizer. Fractional-N PLLs are typically modeled using fractional dividers, which can be implemented by using a combination of ratio-based and adaptive digital elements in the PLL loop. The existing approaches also emphasize the simulation of different PLL configurations, including type-1, type-2, and higher-order PLLs, to observe their respective behaviors under different operating conditions. These models also simulate noise characteristics, such as jitter and spurious tones, that are inherent in fractional-N PLLs due to the complex nature of fractional division.

Simulations often incorporate various control techniques, such as adaptive filters and digital signal processors (DSPs), to reduce the phase error and improve the signal quality. These simulations can be used for performance analysis, including transient responses, stability margins, and lock times, to assess the efficiency and accuracy of the fractional-N frequency synthesis approach. Tools like the MATLAB control system toolbox also enable detailed analyses, allowing engineers to optimize loop parameters for

the desired performance. Although existing systems provide valuable insights into PLL behavior, there remains ongoing research to improve the efficiency of fractional-N PLLs, particularly focusing on reducing phase noise and improving synchronization accuracy in wide-ranging applications.

The existing methodologies for the behavioral modeling and simulation of Phase-Locked Loops (PLLs) with fractional-N frequency synthesis primarily utilize MATLAB/Simulink and similar simulation platforms to model the PLL circuit components and their dynamic behaviors under various operational conditions. These methods involve modeling the fractional-N PLL as a combination of several interconnected subsystems, each with its own unique role in the overall system. The methodologies typically aim to analyze the frequency synthesis, phase noise, jitter, and transient response of the PLL,

Fractional-N PLL Modeling with MATLAB/Simulink: MATLAB/Simulink offers an integrated environment for simulating PLL circuits, including fractional-N PLLs. Engineers can build a **behavioral model** of the PLL by utilizing pre-existing blocks in Simulink, such as phase detectors, loop filters, voltage-controlled oscillators (VCOs), and fractional dividers. The basic building blocks for PLLs in Simulink provide flexible configurations for fractional-N synthesis, enabling the exploration of different topologies, filter designs, and PLL orders.

A. Noise Mitigation and Control Techniques

Due to the sensitivity of fractional-N PLLs to noise and jitter, existing methodologies emphasize the use of noise mitigation techniques and advanced control strategies to improve the overall system performance. These techniques are often integrated into the PLL model and simulation process. To reduce phase noise and improve synchronization accuracy, digital signal processing (DSP) techniques are employed. This may involve the use of adaptive filters to reduce high-frequency noise or error-correction algorithms to improve the PLL's ability to track frequency variations.

In Simulink, DSP techniques can be modeled by including digital filter blocks, such as low-pass filters or Kalman filters, which help in noise suppression and better signal tracking. The control loop in a PLL determines how the system adjusts its output to track the reference signal. PID (Proportional-Integral-Derivative) control is one of the most commonly used control strategies in PLLs for fast and accurate frequency locking. In fractional-N PLLs, more advanced control algorithms are often used to minimize phase error and improve frequency accuracy. Simulink allows the design and simulation of custom controllers to optimize PLL performance. This can include tuning the control gains and loop parameters to achieve the desired performance goals, such as minimizing settling time, improving frequency stability, or reducing phase error.

In summary, existing methodologies for modeling and

simulating fractional-N PLLs in MATLAB/Simulink focus on accurately representing the complex dynamics of PLL systems, including frequency synthesis, phase noise, jitter, and transient responses. These methodologies leverage Simulink's built-in blocks, advanced control techniques, and noise mitigation strategies to provide insights into the performance of PLLs in frequency synthesizing applications. The flexibility of these simulation platforms allows engineers to explore a wide range of design configurations and optimize their PLL systems for real-world applications in communications, RF systems, and high-precision frequency generation.

B. Block Diagram Existing System

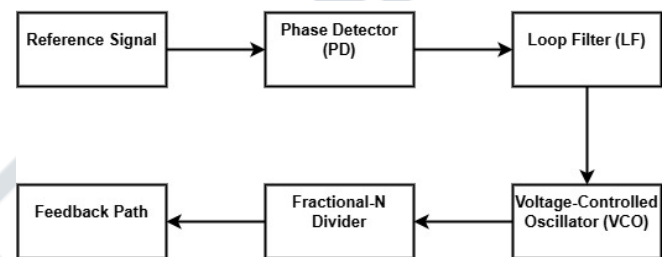


Fig. 3. Block Diagram of Previous System

Disadvantage:

- Limited Accuracy in Fractional-N Synthesis
- High Computational Complexity
- Susceptibility to Phase Noise

The proposed system focuses on the behavioural modelling and simulation of a Phase-Locked Loop (PLL) with fractional-N frequency synthesis using MATLAB and Simulink. The PLL is a crucial component in modern communication systems, used for synchronizing signal frequencies. By incorporating fractional-N synthesis, the system offers improved frequency resolution and stability, essential for high-precision applications. In this system, the PLL's loop dynamics, frequency response, and stability are modeled in Simulink, allowing for comprehensive analysis and simulation of its performance in real-world scenarios.

The fractional-N frequency synthesizer enhances the PLL by enabling fine frequency control without requiring large discrete steps, improving its application in systems requiring high-frequency precision, such as radio transmitters and receivers. The simulation will also examine the effects of different loop filter designs, phase noise, and jitter on the system's performance. MATLAB's powerful computational and visualization tools are employed to process the simulation results, providing clear insights into the system's behavior and performance. The results will aid in optimizing the design of PLL systems for applications such as communication networks, radar, and wireless devices. This approach offers a significant improvement over traditional PLL models by incorporating fractional-N synthesis, providing a high degree of frequency control and reducing

hardware complexity.

The proposed system aims to enhance the modelling and simulation of fractional-N PLLs for high-speed frequency synthesis with an emphasis on improving frequency resolution, phase noise, lock time, and stability. The methodology for this system is designed to optimize PLL behavior through advanced control techniques, noise reduction strategies, and efficient simulation using MATLAB/Simulink. Below is the detailed methodology that will guide the development and simulation of this system

C. System Design and Modeling Framework

The proposed system will use the MATLAB/Simulink environment to model and simulate the fractional-N PLL with higher-order frequency synthesis capabilities. The methodology includes the following components, The overall system architecture includes the following modules

Phase Detector: Detects the phase difference between the reference signal and the output signal. **Loop Filter:** Processes the phase error signal to generate a control voltage for the VCO, **Voltage-Controlled Oscillator (VCO):** Adjusts the frequency based on the control voltage from the loop filter,

Fractional-N Divider: Implements fractional division, offering higher frequency resolution and enabling fractional-N synthesis,

Control Unit: Dynamically adjusts the system's parameters based on operating conditions to optimize performance. The fractional divider is crucial for achieving fine-grained frequency control, enabling adjustments by non-integer divisions, which is particularly beneficial in communications and signal processing.

Higher-order PLL designs will be incorporated to improve frequency tracking and phase noise rejection. This will involve the use of multi-integrator loop filters, which will provide better control over the PLL's transient response and lock time Reducing phase noise, jitter, and spurious tones is essential for high-speed frequency synthesis, especially in RF applications. The proposed system will use the following strategies to improve signal quality The system will incorporate advanced phase noise models to simulate the impact of noise at various stages of the PLL. To mitigate phase noise, **Low-noise VCO design:** A low-noise VCO will be used to reduce the inherent noise contribution from the oscillator, **Digital filters (e.g., Kalman filters, adaptive notch filters)** will be used to suppress noise in the PLL. The system will simulate and analyze jitter in the PLL output. Jitter will be minimized using techniques such as: For applications involving digital signals, **CDR techniques** will be integrated to improve signal synchronization, to model how jitter propagates through the PLL and adjust parameters to minimize its impact

D. Objective

- The objective of the project titled "*Behavioural*

Modeling and Simulation of a Phase-Locked Loop with Fractional-N Frequency Synthesis in MATLAB Simulink" is to design and simulate a Phase-Locked Loop (PLL) system integrated with fractional-N frequency synthesis using MATLAB and Simulink.

- The main goal is to model the behavior of PLL circuits, specifically focusing on the fractional-N technique, which provides enhanced frequency resolution and reduced spurious signals in frequency synthesis applications.
- By using MATLAB and Simulink, this project aims to create an accurate simulation environment that can represent the dynamic characteristics of the PLL under varying conditions such as noise, phase error, and jitter.
- The fractional-N frequency synthesis approach offers a significant advantage over traditional integer-N synthesizers by allowing fine frequency tuning, which is essential for high-precision applications such as communications, radar systems, and test equipment.
- Furthermore, the project aims to validate the performance of the PLL system in terms of stability, lock time, and noise rejection.
- By leveraging MATLAB's simulation tools and Simulink's graphical interface, the project will also explore optimization techniques for improving the PLL design, ensuring that it meets desired specifications for real-world implementations.
- This study will contribute to a deeper understanding of PLL dynamics and offer a framework for developing advanced frequency synthesis systems with improved precision and reliability

E. Flow Chart:

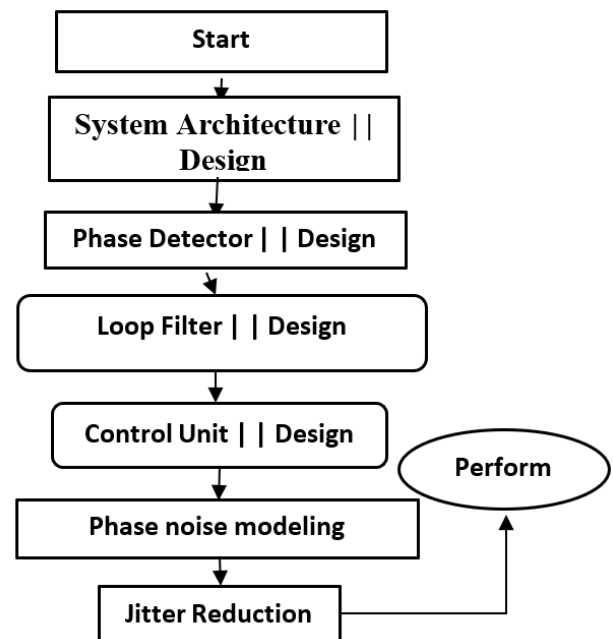


Fig. 4. PLL Flowchart

III. CONCLUSION

The behavioural modeling and simulation of a Phase-Locked Loop (PLL) with Fractional-N Frequency Synthesis in MATLAB demonstrate the effectiveness of this computational tool in understanding and optimizing advanced communication systems. MATLAB's robust numerical analysis capabilities allow for accurate representation of the PLL dynamics, including phase detection, loop filtering, and voltage-controlled oscillator behaviors. By incorporating Fractional-N Frequency Synthesis, this model significantly enhances frequency resolution while maintaining system stability and reducing jitter. The simulation outcomes underline the importance of Fractional-N synthesis in modern applications such as telecommunications and signal processing, where precise frequency control is essential. MATLAB provides an ideal environment for designing, testing, and iterating complex systems, enabling engineers to explore the interplay between system parameters and performance metrics like lock time and phase noise. This project highlights the flexibility and power of MATLAB in addressing the challenges posed by nonlinearities and noise in PLL systems. The ability to simulate real-world conditions, including noise sources and transient behaviors, adds substantial value to the design process, allowing for pre-implementation optimization. In conclusion, MATLAB's modeling environment proves to be indispensable for both academic research and industrial applications in PLL design. The insights gained through these simulations contribute to developing efficient, high-performance communication systems.

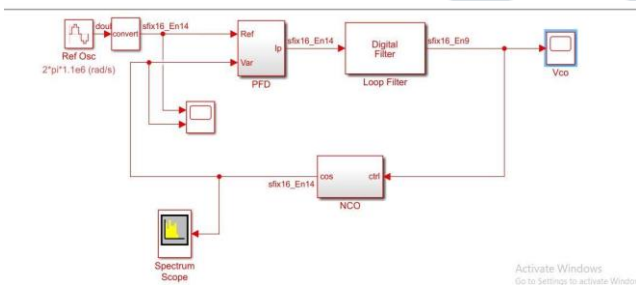


Fig. 5. Prototype simulation in Simulink

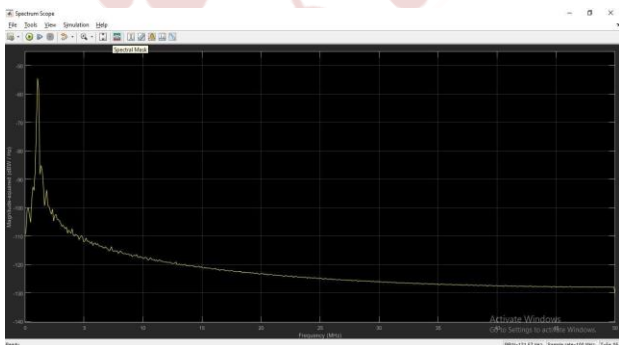


Fig. 6. Graphical simulation of PLL's Op in Simulink



Fig. 7. Graphical Simulation of PLL's Operation

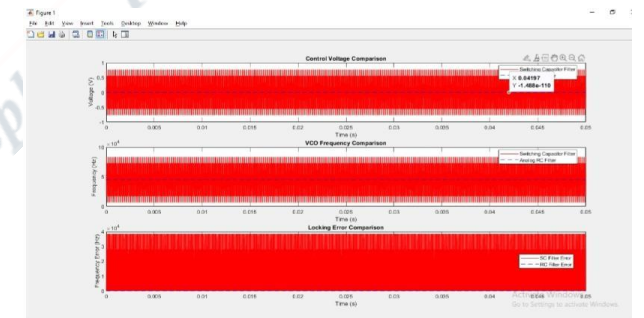
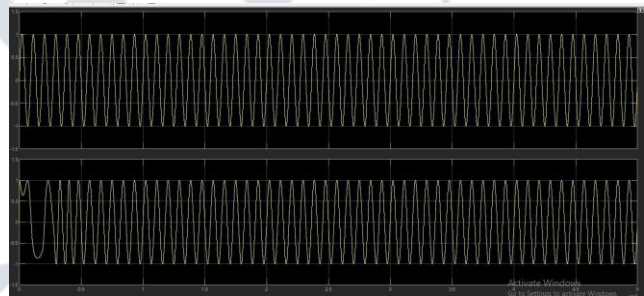
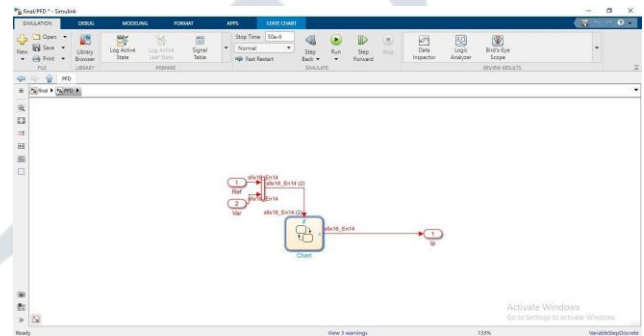


Fig. 8. Output of the current system

REFERENCES

- [1] Hedayati, M. "Design and Simulation of Fractional-N PLL Frequency Synthesizers." This study focuses on the simulation methodology and analysis of phase noise and fractional spurs in PLLs using MATLAB-based models.
- [2] Egan, W. F. Frequency Synthesis by Phase Lock. Examines fractional-N synthesis techniques and their application in modeling PLLs, including noise

analysis and behavioral characteristics.

- [3] Jafari, M., & Dehghani, M. "Behavioral Modeling of PLLs Using Discrete-Time Simulations." Discusses algorithms and models for simulating PLL behavior with fractional-N division.
- [4] Razavi, B. Design of Analog CMOS Integrated Circuits. This book offers foundational insights into PLLs and frequency synthesis, complemented with MATLAB modeling techniques.
- [5] Pavan, S., et al. Understanding Delta-Sigma Data Converters. Highlights the interaction of $\Delta\Sigma$ modulators with fractional-N synthesizers in PLL designs.
- [6] Curtis, D. "Advanced PLL Simulation Techniques." Focuses on MATLAB-based behavioral models for fractional-N PLLs, including settling behavior simulations.
- [7] Wang, J., & Sun, Y. "Behavioral Simulation of PLL with Fractional Spur Suppression Techniques." Explores MATLAB simulation for reducing noise in fractional-N synthesis.
- [8] Chu, J. "Algorithmic Modeling for PLL System Analysis." Discusses MATLAB algorithms for phase noise and jitter analysis in fractional-N PLLs.
- [9] Banerjee, D. PLL Performance, Simulation, and Design. A comprehensive guide on simulating fractional-N PLLs, with MATLAB scripts provided for practical use.
- [10] Shimbo, T., & Ito, H. "Latency Modeling in Fractional-N PLLs." Examines the impact of fractional-N techniques on loop stability and noise, using MATLAB simulations.
- [11] Li, Z. "Optimization Strategies for Fractional-N PLLs." Focuses on MATLAB-based modeling techniques for optimizing frequency synthesizer performance.
- [12] Hsieh, C.-K. "Behavioral Noise Modeling in Fractional-N PLL Design." MATLAB-based study for detailed noise and phase jitter simulation.